



### District Report Card: 2017


<b>State:</b> Sikkim	<b>District:</b> South Sikkim
<b>Class:</b> 3	<b>Subject:</b> Mathematics
<b>Schools:</b> 59	<b>Students:</b> 567


### Participation/Coverage


#### Students

<div>GENDER</div> <div></div>	Boys				Girls			
	Number		%		Number		%	
	292		51.50		275		48.50	

<div>AREA</div> <div></div>	Rural				Urban			
	Number		%		Number		%	
	503		88.71		64		11.29	

<div>CATEGORY</div> <div></div>	SC		ST		OBC		GEN	
	Number	%	Number	%	Number	%	Number	%
	57	10.05	183	32.28	239	42.15	88	15.52

<div>CWSN</div> <div></div>	LD	VI	HI	S&LD	ID	Oth
	0	2	1	5	2	1

<div>Management</div> <div></div>	Government			Government-aided		
	Number		%	Number		%
	545		96.12	22		3.88

### Average Performance of Students in Mathematics (%)

Overall	Gender		Area		Management		Social Group			
	Male	Female	Rural	Urban	Govt.	Aided	SC	ST	OBC	GEN
53.96	55.39	52.44	54.66	48.44	54.34	44.55	52.05	50.02	57.91	52.65

## Performance on Learning Outcomes (LOs)

Learning Outcomes	Description	Average Performance(%)
M301	Reads and writes numbers up to 999 using place value	51.20
M302	Compares numbers up to 999 based on their place values	61.55
M303	Solves simple daily life problems using addition and subtraction of three digit numbers with and without regrouping	45.54
M304	Constructs and uses the multiplication facts (up till 10) in daily life situations	52.65
M305	Analyses and applies an appropriate number operation in the situation/ context	48.85
M306	Explains the meaning of division facts by equal grouping/sharing and finds it by repeated subtraction	42.50
M309	Identifies and makes 2D-shapes by paper folding, paper cutting on the dot grid, using straight lines etc.	80.78
M311	Fills a given region leaving no gaps using a tile of a given shape	35.74
M312	Estimates and measures length and distance using standard units like centimeters or meters & identifies relationships	17.75
M317	Reads the time correctly to the hour using a clock/watch	73.90
M318	Extends patterns in simple shapes and numbers	44.06
M319	Records data using tally marks, represents pictorially and draws conclusions	76.19

Range of Performance of Students who Answered Correctly							
Below 30%		30% - 50%		50% - 75%		Above 75%	
Number	%	Number	%	Number	%	Number	%
89	15.70	175	30.86	190	33.51	113	19.93

### Lowest Performing Learning Outcomes (LOs)

- 1 - Estimates and measures length and distance using standard units like centimeters or meters & identifies relationships (17.75)
- 2 - Fills a given region leaving no gaps using a tile of a given shape (35.74)
- 3 - Explains the meaning of division facts by equal grouping/sharing and finds it by repeated subtraction (42.50)
- 4 - Extends patterns in simple shapes and numbers (44.06)
- 5 - Solves simple daily life problems using addition and subtraction of three digit numbers with and without regrouping (45.54)